




Languages

	Week 1	Week 2	Week 3	Week 4	Week 5																								
	<p>Objective: To use some Spanish greetings.</p> <p>Outcomes: Support: I can listen and respond to simple Spanish phrases, I can match symbols Core: I can repeat Spanish words and know some of their meanings Extension: I know the Spanish for greetings, I can say these and match them to English greetings</p> <p>LOtC: Find greetings around the school/outside areas</p> <p>Suggested Activities: https://www.youtube.com/watch?v=TZ0bPXFHiiY http://www.bbc.co.uk/schools/primarylanguages/spanish/ https://firstlook.educationcity.com/content/index/1485</p> <ul style="list-style-type: none"> Go on a Spanish greeting hunt – What do you think these words might mean? PowerPoint presentation – Different sayings and websites In pairs practice saying greetings – Film yourself and evaluate your speaking – You could use this as Next week’s starter – what are they saying? <table border="1"> <thead> <tr> <th colspan="2">Spanish Greetings</th> </tr> </thead> <tbody> <tr><td>Hola</td><td>Hi</td></tr> <tr><td>Buenos Dias</td><td>Good Mourning</td></tr> <tr><td>Buenas Tardes</td><td>Good Afternoon</td></tr> <tr><td>Buenas Noches</td><td>Good Night</td></tr> <tr><td>¿Como Esta?</td><td>How are you?</td></tr> <tr><td>Muy Bien, gracias</td><td>Very good, thank you</td></tr> <tr><td>Bienvenidos</td><td>Welcome</td></tr> <tr><td>Hasta Luego</td><td>See you later</td></tr> <tr><td>Hasta Pronto</td><td>See you soon</td></tr> <tr><td>Hasta Mañana</td><td>See you tomorrow</td></tr> <tr><td>Adios</td><td>Bye</td></tr> </tbody> </table>	Spanish Greetings		Hola	Hi	Buenos Dias	Good Mourning	Buenas Tardes	Good Afternoon	Buenas Noches	Good Night	¿Como Esta?	How are you?	Muy Bien, gracias	Very good, thank you	Bienvenidos	Welcome	Hasta Luego	See you later	Hasta Pronto	See you soon	Hasta Mañana	See you tomorrow	Adios	Bye	<p>Objective: To greet others in Spanish confidently and start asking questions</p> <p>Outcomes: Support: I can say/sign my name Core: I can tell someone what my name is in Spanish Extension: I can ask someone what their name is and tell someone what my own name is LOtC: Greet people in the class/corridor/rest of the school all week</p> <p>Suggested Activities: http://www.bbc.co.uk/schools/primarylanguages/spanish/</p> <ul style="list-style-type: none"> Recap on saying greetings – Play videos from last week, what are they saying? Introduce me llamo... Find your picture and take turns to say ‘Me llamo...’ Por favor/gracias game – Ask for an item and say ‘por favor’ e.g. soft toy and then when passed it say ‘gracias’ <p>https://www.youtube.com/watch?v=bFIJN5mkRG4</p> <p>Vocab</p> <ul style="list-style-type: none"> Como te llamas Me llamo es 	<p>Objective: To respond to questions asked in Spanish To have a simple conversation in Spanish</p> <p>Outcomes: Support: I can explore conversations in Spanish Core: I can take part in a short dialogue with a friend Extension: I can take part in a conversation with a friend which asks them what their name is and how they are LOtC: Go to different places in the school/outside to hold conversations</p> <p>Suggested Activities: https://www.youtube.com/watch?v=TZ0bPXFHiiY https://www.speek.com/teachers/?unit=11</p> <ul style="list-style-type: none"> Use a microphone for mini interviews – Asking questions and responding Look at different ways of saying you are good/bad (PowerPoint) <p>Vocab</p> <ul style="list-style-type: none"> Como te llamas/me llamo es Que tal/como estas Muy bien/mal Hola Adios Hasta luego Gracias Por Favor Buenos dias/tardes/noches 	<p>Objective: To recognise the days of the week in Spanish</p> <p>Outcomes: Support: I can join in the days of the week song in Spanish Core: I can say the days of the week in Spanish Extension: When a day is said in English, I can say the Spanish LOtC: Find days of the week around the school</p> <p>Suggested Activities: https://www.youtube.com/watch?v=XZB5qFN6Z9Y https://www.youtube.com/watch?v=9nyuTTn6hVM https://www.youtube.com/watch?v=iplofDBI5_Y</p> <ul style="list-style-type: none"> Days of the week hunt – Spanish and English phrases Sing the days of the week song Copy and repeat <p>https://www.youtube.com/watch?v=JferwEVkMXo</p> <p>Vocab</p> <ul style="list-style-type: none"> Lunes, Martes, Miercoles, Jueves, Viernes, Sabado, Domingo – Monday, Tuesday, Wednesday, Thursday, Friday, Saturday, Sunday Manana – tomorrow Hoy – today Ayer – yesterday 	<p>Objective: To recognise the days of the week in Spanish</p> <p>Outcomes: Support: I can copy the days of the week in Spanish Core: I can match the days of the week in English to the days of the week in Spanish Extension: I can tell you which day of the week it is and use the Spanish words manana and ayer LOtC:</p> <p>Suggested Activities: https://www.youtube.com/watch?v=IKznbHvPFwc https://www.youtube.com/watch?v=bhu80vcPZ4</p> <ul style="list-style-type: none"> Match days of the week – Cut and stick Match and order days of the week Practice saying ‘It is Tuesday... Es Martes Practice saying what day came yesterday and which day comes tomorrow... Ayer fue Martes... Manana es el Martes Days of the week bingo <p>Vocab</p> <ul style="list-style-type: none"> Lunes, Martes, Miercoles, Jueves, Viernes, Sabado, Domingo – Monday, Tuesday, Wednesday, Thursday, Friday, Saturday, Sunday Manana – tomorrow Hoy – today Ayer – yesterday
Spanish Greetings																													
Hola	Hi																												
Buenos Dias	Good Mourning																												
Buenas Tardes	Good Afternoon																												
Buenas Noches	Good Night																												
¿Como Esta?	How are you?																												
Muy Bien, gracias	Very good, thank you																												
Bienvenidos	Welcome																												
Hasta Luego	See you later																												
Hasta Pronto	See you soon																												
Hasta Mañana	See you tomorrow																												
Adios	Bye																												
	Week 6	Week 7	Week 8	Week 9	Week 10																								
	<p>Objective: To give your opinion on your day.</p>	<p>Objective: To recognize the months of the year in Spanish</p>	<p>Objective: Order months of the year</p> <p>Outcomes:</p>	<p>Objective: To recognise your birthday month in Spanish</p>	<p>Objective: To know how to say family members in Spanish</p>																								

<p>Outcomes: Support: I can repeat Spanish words/phrases Core: I can say whether a day is good or bad in Spanish Extension: I can use adjectives in Spanish to describe my day LOtC: Find Spanish adjectives around the school</p> <p>Suggested Activities:</p> <ul style="list-style-type: none"> Talk about your day Play charades – pupils can only guess actions in Spanish <p>Vocab – Adjectives to describe your day... Aburrido – Boring Frio – Cold Loco – Crazy Soleado – Sunny Bueno – Good Mal – Bad El Martes fue buena – Tuesday was good El Martes fue mala – Tuesday was bad</p>	<p>Outcomes: Support: I can join in the months of the year song in Spanish Core: I can recognise some months of the year in Spanish Extension: I can recognise all the months of the year in Spanish LOtC: Sing months of the year song everywhere!</p> <p>Suggested Activities: https://www.youtube.com/watch?v=IKznbHvPFwc https://www.youtube.com/watch?v=bhu80vcPZ4</p> <ul style="list-style-type: none"> PowerPoint presentation – Months of the year/song Copy and repeat Say the word in Spanish and get pupils to write the correct day in English on their whiteboards <p>Vocab – Enero, Febrero, Marzo, Abril, Mayo, Junio, Julio, Agosto, Septiembre, Octubre, Noviembre, Diciembre</p>	<p>Support: I can match the months of the year Core: I can order months of the year in Spanish Extension: I can write the months of the year LOtC: Find Spanish months around the school/outside</p> <p>Suggested Activities: http://www.bbc.co.uk/schools/primarylanguages/spanish/our_world/seasons/</p> <ul style="list-style-type: none"> Recap months of the year in English, then in Spanish Order Spanish months Recognise names and match Months of the year Bingo <p>Vocab – Enero, Febrero, Marzo, Abril, Mayo, Junio, Julio, Agosto, Septiembre, Octubre, Noviembre, Diciembre</p>	<p>Outcomes: Support: I can repeat Spanish phrases Core: I can say the month my birthday is in Extension: I can ask you when your birthday is in Spanish. I can tell you when my birthday is in Spanish. LOtC: Ask people around the school when their birthday is.</p> <p>Suggested Activities: https://www.youtube.com/watch?v=bn9bXJl6-g https://www.youtube.com/watch?v=QhCpYY5sU2k</p> <ul style="list-style-type: none"> Recap months of the year Copy and repeat Spanish phrases Complete a survey – When are pupils birthday's (Spanish) <p>Vocab – Cuando es tu cumpleaños – When is your birthday? Mi cumpleaños es en – My birthday is in...</p>	<p>Outcomes: Support: I can find symbols to do with my family Core: I know some family names in Spanish Extension: I can use Spanish names for my family with confidence and match these to the English LOtC: Find family names in Spanish around the school</p> <p>Suggested Activities: https://www.youtube.com/watch?v=XAO_P_a_ZXcM http://www.bbc.co.uk/schools/primarylanguages/spanish/families/</p> <ul style="list-style-type: none"> Family members PowerPoint Copy and repeat Say Spanish – Pupils draw that family member on their whiteboard? <p>Vocab – Vocab Tengo – I have Uno, Dos, Tres, Quatro, Cinco etc – 1,2,3,4,5 Hermano – Brother Hermana – Sister Padre – Dad Madre – Mum Abuelo – Granddad Abuela – Grandma</p> 
Week 11	Week 12	Week 13	Week 14	Notes...
<p>Objective: To talk about your family</p> <p>Outcomes: Support: I can tell you who is in my family (English but explore Spanish names) Core: I can match Spanish family names to English Extension: I can tell you who is in my</p>	<p>Objective: To ask and answer questions about your family – Take part in role play about your family - Initiate a conversation with a partner about family members</p> <p>Outcomes: Support: I can repeat Spanish phrases, I can recall information</p>	<p>Objective: Recap</p> <p>Outcomes: Support: I can remember prior learning Core: I can remember and recall prior learning Extension: I can remember and recall prior learning</p>	<p>Objective: Recap</p> <p>Outcomes: Support: I can remember prior learning Core: I can remember and recall prior learning Extension: I can remember and recall prior learning</p>	

<p>family using sentences LOtC:</p> <p>Suggested Activities: https://www.youtube.com/watch?v=XAO_P_a_ZXcM http://www.bbc.co.uk/schools/primarylanguages/spanish/families/</p> <ul style="list-style-type: none"> • Introduce 'Tengo' (I have) and numbers to 5 (Uno, dos, tres, cuarto, cinco) <p>Vocab Tengo – I have Uno, Dos, Tres, Quatro, Cinco etc – 1,2,3,4,5 Hermano – Brother Hermana – Sister Padre – Dad Madre – Mum Abuelo – Granddad Abuela – Grandma</p>	<p>Core: I can talk about my family Extension: I can describe my family members LOtC: Leave the classroom to talk to people</p> <p>Suggested Activities: http://www.bbc.co.uk/schools/primarylanguages/spanish/families/describing_people/</p> <ul style="list-style-type: none"> • Role play – Use pupils to be different characters from your family <p>Vocab Tengo – I have Uno, Dos, Tres, Quatro, Cinco etc – 1,2,3,4,5 Hermano – Brother Hermana – Sister Padre – Dad Madre – Mum Abuelo – Granddad Abuela – Grandma</p>	<p>LOtC:</p> <p>Suggested Activities: Recap on prior activities and learning from term</p>	<p>LOtC:</p> <p>Suggested Activities: Recap on prior activities and learning from term</p>	
---------------------------------------------------------------------------------------------------------------------------------------------------------------------------------------------------------------------------------------------------------------------------------------------------------------------------------------------------------------------------------------------------------------------------------------------------------------------------------------------------------------------------------------------------------------------------------------------------------------------------------------------------------------------------------------------	-------------------------------------------------------------------------------------------------------------------------------------------------------------------------------------------------------------------------------------------------------------------------------------------------------------------------------------------------------------------------------------------------------------------------------------------------------------------------------------------------------------------------------------------------------------------------------------------------------------------------------------------------------------------------------------------------------------	--------------------------------------------------------------------------------------------------------	--------------------------------------------------------------------------------------------------------	--